

TRANSFORMATION PROFILE

SPRINGS OF GRACE LUTHERAN CHURCH SOUTH CAROLINA SYNOD – 9C

PO Box 161000
Boiling Springs, SC 29316
(864) 599-8802

The Congregation – Describe the congregation’s current situation, including any notable factors that contributed to its decline or plateau.

1. When did the congregation peak? 2002-2003, peaked at 131 members with an average attendance of 75. We currently have 27 active adult members and have an average of 38 persons in attendance.
2. What has happened since then to cause that to change? Delay in building (mid 2003), Pastoral Change (mid 2003), move to Unity Presbyterian and joint services (late 2003), “Pastoral Strife” (late 2004 – early 2006), Saint Margaret’s move (late 2005).
3. How many members live in the Primary Service Area? 12 of 20 families
4. What is the average weekly worship you believe this congregation can attain in five years? Attendance grew from 20 to 28 just by moving to our new location with better hours and better identity. There is no reason to think this congregation could not match other similar churches in area with an average attendance of 200 across two services.
5. What other factors cause you to believe this congregation can grow and become strong? We have already seen significant growth after our move to a new location (see answer to question 4). The core group of believers who are still with Springs of Grace are determined to establish a Lutheran presence in Boiling Springs (see answer to question 23). With the right leadership, our members will be persistent in establishing a Lutheran foothold.
6. What was the average worship attendance PER YEAR for the past five years? According to official records: 72, 75, 75, 51, 47 although attendance through June 2006 was only averaging 24. The larger figure (47) probably reflects non-members in joint services with Unity Presbyterian. (See attached “ELCA Congregational Trend Report”)

The Community – Describe the community, including any factors that indicate the congregation has potential for growth and revitalization.

Note: All data is from zip code 29316 and based on 2003 estimates unless otherwise stated. (see attached “Zipcode Demographic Report”)

7. What is the total population of the PSA? 15,338
8. How many families live in the PSA? 4,499
9. What is the average age of the area? Median age is 36 years, 31% of residents are between 25 and 44.
10. What is the ethnic make-up? Caucasian 87.9%, African American 8.1%, Asian 2.4%, Hispanic 1.5%
11. What is the average household income for your area? \$60,115
12. What is the median income for the county? \$51,384 family, \$41,637 household
13. What other mainline congregations are in the area? Methodist (1), Presbyterian (1), Episcopal (1); Baptists dominate the community and the region, with at least 14 in the Boiling Springs area. (also see attached “Association of Religious Data County Membership” reports)
14. What is the rate of growth or decline in the community? 23.6% increase from 1990 to 2000; 13.8% increase from 2000 to 2008 (projected)
15. What age, income level, education level, race, or language group accounts for that change? Not yet determined, although no particular race or language group seems to be accountable. Boiling Springs has always been a “bedroom community” and people enjoy the tax benefit of living in an

- unincorporated area. Industry and service related businesses have continued to relocate to the Upstate of SC which obviously brings people into the area as well.
16. What other Lutheran churches are in the area? None, closest is a Missouri Synod congregation in Tryon, NC, about 20 miles away.
 17. How has the community changed in the years since the congregation's peak? Very little, although the issues leading to our decline since 2003 are not believed to have anything to do with the community. These are more internal issues than outward causes.
 18. What segment of the population is the congregation most likely to attract? Former members of mainline denomination churches, other denomination members seeking an alternative to the Baptist faith, newcomers in the area, area Lutherans who are currently traveling a distance to the nearest Lutheran church.

The Ministry – Describe the life of your congregation, its activities, and mission

19. What is the congregation's mission statement? When was it adopted? Inviting others to gather and grow in service to Christ, adopted at the March 2001 organizational meeting.
20. How well do the current activities and programs help you live out that mission? We could use help in developing and implementing activities and programs, but are present, we have programs in development that reach out to the community and make them aware of our presence. Our worship service is improving, with a new bulletin format in the works that will appeal to non-Lutheran visitors. Our fellowship groups are looking for opportunities for outreach both in our community and globally. Members have expressed interest in establishing, among other programs, a senior's social event in the community, a single group, and a homework/tutoring program. (Also see attached "Results of Survey" and "Mission Renewal & Transformation Plans").
21. What things do you think the congregation would most resist changing? Very little, in fact, the congregation has seen constant change for some time, often times in ways which have taken us away from our mission to the community and the greater church. Most members would enjoy a change BACK to where we should be in terms of mission. The core members who are left are willing to make significant changes as long as they can be convinced the result will be more than just survival.
22. What are the barriers you see to growth in the congregation?
 - Need to build our outreach and evangelism program
 - Historically have lacked a vision beyond weekly worship and survival
 - Historically poor conservation of existing members
 - Still have a few people who want their own way, including influences outside of the congregation
23. What is the congregation's greatest strengths? How will it serve the redevelopment? Strengths outlined by the Mission Vision Committee (see attached "Recap from Initial Work Session") were:
 - Love of Christ
 - Core group of dedicated members /strong believers who are waiting to serve God and the community and have a commitment to developing a Lutheran church in this area.
 - Membership who is willing to follow leadership
 - Strong bond between members
 - Blessed with a beautiful, potential "home" site and a modest building fund.
 - Leadership committed to work together to grow
 - Good participation in Worship
24. Describe the congregations worship life (style, resources, instruments, participants)? Current service (one per Sunday) are traditional in form although we are looking forward to the debut of the new ELCA Hymnal in the hopes it will bring some new music and liturgy to our worship. We have an excellent, regular keyboardist and would like to start a choir in early 2007. Several

former choir members are still in our congregation and have expressed a desire to sing for special functions, some of whom will be in the upcoming Spartanburg Area Lutheran Churches Reformation service.

The Facility – Describe the state of repair of your current facility and its location

25. Is it a welcoming, attractive place? **Yes, very warm and welcoming (“homey”) in appearance. Consists of an open floor plan that allows for all areas to be shared.**
26. Is it in good repair and appropriately heated and cooled? **Yes, in excellent repair and modifications are being planned to improve some of the features like doors, stairs, flooring, bathroom, etc.**
27. What is the seating capacity of the worship space? The fellowship space? The classroom space? Is it accessible to the physically challenged? **Currently have about 60 seats that could easily be expanded to over 100. Fellowship space seats at least 100 (given the number of tables and chairs) and can expand into the worship area as well as the front porch or outside. Classroom space is being constructed in the lower level and could extend to at least 2000 square feet. There is handicapped parking designated and an access ramp at the front and doors/bathrooms are being modified to be ADA compliant.**
28. What is the capacity of the parking lot? **50+**
29. Is it located near a major road? How many cars drive past during a typical peak time? **We are located on SC Highway 9. Traffic numbers are not currently available but there are many homes and considerable development in the area directly north of our location, meaning many people drive past to Boiling Springs, Spartanburg, and I-85. There are two new schools directly south of us which drives school traffic as well as work traffic past our location.**
30. Is it easy to locate? **Very easy, very well marked and right on the road.**
31. If you were starting a church today, is this the facility you would build in the location you would choose? **Probably not. The building is all-wood construction and on two levels. A single story, masonry constructed building would be better from a safety and accessibility standpoint. There is no room for expansion on this site. However, you need to consider the fact that a large parcel of property is already help in trust for this congregation when the time comes to build, so we would not want to stay at this location in any case.**

Financial Stewardship – Describe the resources of the congregations and its partners.

32. What reason do you have to believe your congregation can support a radical transformation? **Members are responding to our financial challenges - we have seen increased giving that will probably allow us to meet expenses by the end of the year, despite the increased rent at our new location. We have over \$70K in Mission Partner funds available and our Building Fund contains over \$115K. The property held in trust for us by the SC Synod (which was supposed to be turned over to us when we organized) was recently appraised at just over \$400K. And we have no debt!**
33. What has been the “bottom line” EACH YEAR for the past five years?

Year	Income	Expense	Difference
2001	63,352	51,844	11,508
2002	87,122	113,134	(26,012)
2003	128,944	109,390	19,554
2004	71,489	73,621	(2,132)
2005	60,049	75,056	(15,007)

34. What is the total amount of debt, if any, your congregation is carrying? **None**
35. What is the total value of all savings and endowments, if any, that the congregation has in reserve? **\$199,801**

Please refer questions to the Mission Vision Committee c/o the Springs of Grace Congregational Council




Sanctuary Area (left side)



View of altar



Multipurpose area used for class



"Foyer" area showing fireplace



Young member reading bulletin board



View from front door

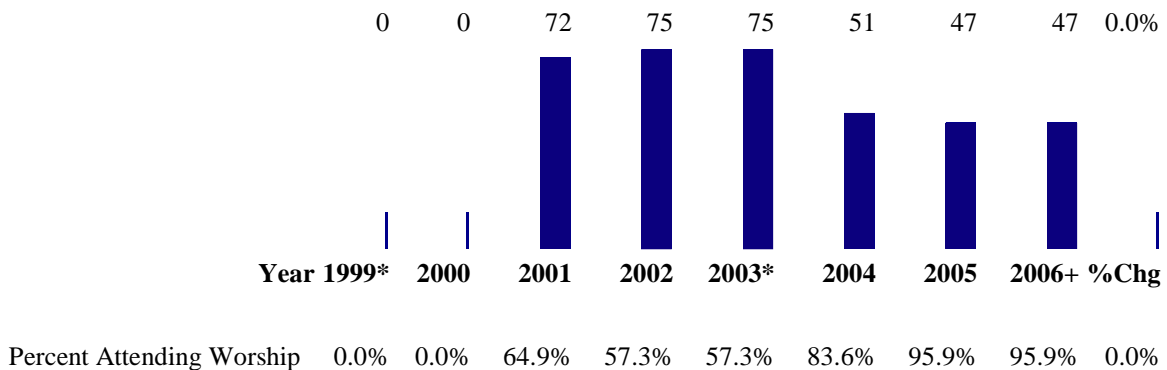
Evangelical Lutheran Church in America Congregation Trend Report
Research and Evaluation
Source: Congregational Annual Reports

Congregation: Springs of Grace Lutheran Church Boiling
Springs SC 29316
South Carolina Synod Conference: Upstate
Year Organized: 1999 Start Date: 02/15/1999

From 1999 to 2006	1999*	2000	2001	2002	2003*	2004	2005	2006+	%Chg 99-06
Baptized Membership	0	85	111	131	131	61	49	49	0.0%
Members Received By:									
a. Baptism: Children	0	8	9	7	7	1	2	2	
b. Baptism: Adults	0	4	1	1	1	0	0	0	
c. Affirmation of Faith	0	10	7	9	9	6	2	2	
d. Transfer From:									
1. ELCA Congregations	0	56	18	7	7	0	0	0	
2. Other Lutheran	0	0	0	1	1	0	1	1	
e. From Non-Lutheran Cong	0	8	10	0	0	2	0	0	
f. Other & Stat. Adjustment	0	0	0	0	0	0	0	0	
Total Members Added	0	86	45	25	25	9	5	5	
Members Removed By:									
a. Death	0	1	2	2	2	1	0	0	
b. Transfer To:									
1. ELCA Congregations	0	0	7	3	3	5	8	8	
2. Other Lutheran	0	0	0	0	0	0	0	0	
c. To Non-Lutheran Cong	0	0	5	0	0	0	0	0	
d. Other & Stat. Adjustment	0	0	5	0	0	73	9	9	
Total Members Removed	0	1	19	5	5	79	17	17	
Membership Change	0	85	26	20	20	-70	-12	-12	
Baptized Youth Confirmed	0	0	0	1	1	0	0	0	
Confirmed Membership	0	49	77	89	89	47	33	33	0.0%
Conf-Communing Members	0	0	71	77	77	47	33	33	0.0%
Conf-Comm-Contrib	0	0	71	76	76	47	33	33	0.0%

Members

Average Worship Attendance 1999 to 2006



Racial/Ethnic Composition of Baptized Members

	1999	2000	2001	2002	2003	2004	2005	2006
African American/Black	0	0	0	0	0	0	0	0
Asian/Pacific Islander	0	0	0	0	0	0	0	0
Latino/Hispanic	0	0	1	2	2	0	0	0
Amer Indian/Alaska Native	0	0	0	0	0	0	0	0
Arab/Middle Eastern***	0	0	0	0	0	0	0	0
Multiethnic***	0	0	0	0	0	0	0	0
White	0	85	110	129	129	61	49	49
Other	0	0	0	0	0	0	0	0

This data is collected to measure the ELCA's progress in becoming more diverse.

Regular Giving Per Confirmed-

Communing Member	0.00	0.00	1,227.14	1,103.90	1,103.90	1,324.51	1,649.76	1,649.76	0.0%
------------------	------	------	----------	----------	----------	----------	----------	----------	------

Regular Giving Per CC Member

in 1999 Dollars	0.00	0.00	1,154.41	1,022.32	999.54	1,168.10	1,407.28	1,354.59	0.0%
-----------------	------	------	----------	----------	--------	----------	----------	----------	------

Regular Giving by Members	0	70,100	87,127	85,000	85,000	62,252	54,442	54,442	0.0%
---------------------------	---	--------	--------	--------	--------	--------	--------	--------	------

Designated Giving by Members	0	469	5,967	0	0	0	1,225	1,225	0.0%
------------------------------	---	-----	-------	---	---	---	-------	-------	------

Grants & Partnership Support	0	0	10,000	0	0	9,235	3,679	3,679	0.0%
------------------------------	---	---	--------	---	---	-------	-------	-------	------

Total Income**	0	70,569	103,094	85,000	85,000	71,487	60,050	60,050	0.0%
----------------	---	--------	---------	--------	--------	--------	--------	--------	------

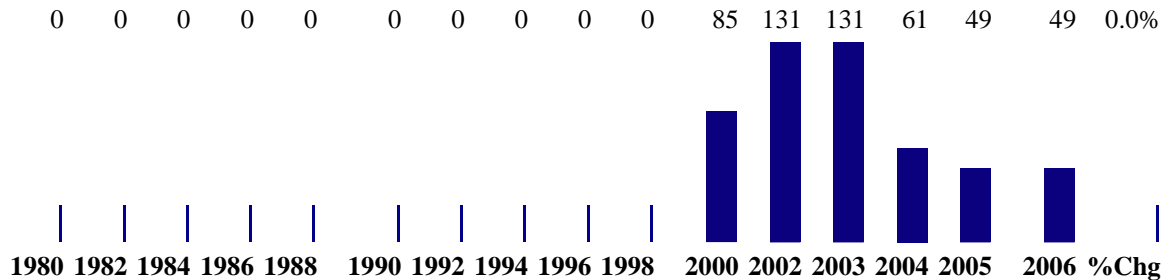
Current Operating Expenses	0	68,352	102,840	100,000	100,000	68,287	72,500	72,500	0.0%
----------------------------	---	--------	---------	---------	---------	--------	--------	--------	------

Payments on Debts	0	0	0	0	0	0	0	0	0.0%
-------------------	---	---	---	---	---	---	---	---	------

Total Disbursements**	0	68,352	119,572	107,085	107,085	75,185	85,637	85,637	0.0%
-----------------------	---	--------	---------	---------	---------	--------	--------	--------	------

Mission Support	0	0	11,012	7,085	7,085	5,002	4,240	4,240	0.0%
Mission Support as % of Current Operating Expenses, Debt Expenses & Mission Support	0.0%	0.0%	9.7%	6.6%	6.6%	6.8%	5.5%	5.5%	0.0%
Mission Support as % of Regular Giving	0.0%	0.0%	12.6%	8.3%	8.3%	8.0%	7.8%	7.8%	0.0%
Total ELCA Benevolence	0	0	11,012	7,085	7,085	5,002	4,240	4,240	0.0%
Other Benevolence	0	0	5,720	0	0	1,896	8,897	8,897	0.0%

Baptized Membership 1980 to 2006



Population of Congregation's ZIP Code 29316 for 1990, 2000 and 2006

1990	1992	1994	1996	1998	2000	2002	2003	2004	2005	2006	%Chg
11,841	-	-	-	-	14,623	-	-	-	-	17,021	43.7%

2006+ VALUE OF CONGREGATIONAL ASSETS

Church edifice and lot	\$0	Parsonage(s) and lot(s)	\$0
Parish house and lot	\$0	Other real estate	\$0
Endowment & memorial funds	\$0	Other assets	\$0
Cash, savings, bonds, etc.	\$200,801		
Total indebtedness	\$0	Capital improvements this year	\$0

Wheelchair accessible? Y Community Context: Suburb near medium sized city

Size of 2006+ Sunday School: 30 Pupils and 6 Leaders

Zip Codes Served: 29316 29322 29349

*No Congregational Report was received for this year. The previous year's

data was carried forward.

+The data for 2006 has not yet been updated. Congregations which file electronically can expect to see 2006 data within two weeks of filing. Congregations which send paper forms to their synod office should wait two to three months to see 2006 data.

**These totals include other income and expenses not displayed.

***Arab/Middle Eastern and Multiethnic were first collected in 2003.

The ZIP Code population data are Copyright (c) protected by Claritas Inc.

To make corrections or updates, contact the ELCA Office of the Secretary. E-mail conginfo@elca.org or call 800/638-3522 extension 2810. Forms filed electronically will be checked for errors starting in March.

"Our Context: Exploring Our Congregation and Community" is a resource which includes information on how to use the Trend Report for congregational planning. It costs \$14.99. Order ISBN #0806644044 from Augsburg Fortress 1-800-627-8765 or www.augsburgfortress.org.

SOURCE: <http://www.elca.org/research/trendnet.html>

SPRINGS OF GRACE LUTHERAN CHURCH MISSION RENEWAL & TRANSFORMATION PLANS



Regular Sunday Worship at 10:30 am
beginning on August 6th



Sunday School at 9:30 am after Rally
Day on September 10th (Children and
Adults)



Women's Fellowship (Women of the ELCA)



LWR Fair Trade Coffee Project (renewed
participation)



Mission Vision Committee

UNDER DEVELOPMENT:

- Participation in Spartanburg Area Lutheran Council (already underway)
- Restart of Wednesday Prayer and Study group at Rosecrest
- Regular Fellowship Dinners after Sunday Worship (once each month; each dinner to include service project or planning session activities)
- Men's Ministry (Lutheran Men in Mission)
- Revitalized and Re-hosted Web Site (www.SpringsofGrace.com)
- Advertising our new location and worship hours – Paid Ads and Articles in Boiling Springs Sentry, Boiling Springs Today, and Spartanburg Herald
- In-depth demographic analysis of area and our congregation (including comparisons)

OTHER POTENTIAL OPPORTUNITIES (further investigation required):

- Outdoor Worship Opportunities (on HWY 9 Property or at new location)
- Participate in the Cooperative Ministry with other congregations in the Boiling Springs area
- Full representation at SC Synod Convention next summer
- Lay leader training



SPRINGS OF GRACE LUTHERAN CHURCH

MISSION VISION COMMITTEE

RECAP FROM INTIAL WORK SESSION (updated 08/06/2006)

STRENGTHS

1. Love of Christ
2. Core group of dedicated members
3. Waiting to serve God and the community
4. Core group of strong believers
5. The few members who are left have a commitment to wanting a Lutheran church in this area
6. Membership who is willing to follow leadership
7. A congregation, even though small, wants to be a part of our growth to develop a church here in Boiling Springs
8. Strong bond between members
9. The remaining remnant is determined to stay the course
10. Blessed with a beautiful, potential “home” site and a modest building fund.
11. Enough people helping the council – may be could use a few more
12. Worship Service
13. We all work together on projects
14. Helping people when the need help with something – always someone there to help them
15. Leadership committed to work together to grow
16. Extra services and Bible Study at Rosecrest
17. Good participation in Worship

WEAKNESSES

1. ~~Need of our own worship space~~
2. **Lack of outreach and evangelism program**
3. Attendance is not consistent at worship service – more Sunday School and not many attend the Bible studies. *
4. Not enough people, helping out the church *
5. Too small a congregation to get things going *
6. Not enough time to do all we want done *
7. **We haven't had lay visitation to new comers for a long time**
8. **Resistant to change that may include risk or requires a “leap of faith”**
9. Lack of participation *
10. **Lack of vision beyond weekly worship and survival**
11. **Communication between members**
12. **Poor conservation of existing members**
13. **Still have a few people who want their own way**
14. Declining membership *
15. Not enough people joining the service *

16. ~~Lack of available fellowship space for people to know each other, to grow, and to share.~~
17. ~~8:30 worship—a worship not in our “house”~~

[* These items are not a true introspective or critical look at weaknesses, but more likely a symptom of some larger problem.]

GREATEST OPPORTUNITIES FOR NEXT 3 to 5 YEARS

1. Offer to the community, a dedication that is strong enough to attract others to the church.
2. Opportunity to give Lutherans in this area a new place to worship – closer to their homes.
3. Opportunity to let the folks of the Boiling Springs area know who Lutherans are.
4. A strong viable “Lutheran” congregation with more presence in the community than any other Lutheran Church in Spartanburg County.
5. Opportunity to serve the spiritual needs of Boiling Springs
6. A vibrant, exciting and fulfilling alternative to the majority denomination of the area (Baptist).
7. To offer a variety of services – inviting others to come and see us.
8. A new worship opportunity – immediate (1 to 3 years)
9. A new church on HWY 9 for all (3 – 5 years of less)
10. Place where people can enjoy themselves
11. A place to feel like it’s their home as well as ours
12. A place where anyone can come in and feel that they can come and participate
13. A happy place where people like to be
14. A prayful congregation of worshipers
15. A happy and Christian based education for all age groups
16. Community outreach that looks after the social welfare of others, in addition to their spiritual needs.
17. Assume a project that can be offered to the public as a service

