

The Old Hickory Chronicle

Newsletter of the Old Hickory Association

November/December 2004

Butner Live Fire Shoot

By Don Shupe

We had a great turnout for our Live Fire shoot at Camp Butner, October 15/17. We had 45 members and guests register for the event with just a few no-shows. For once the weather stayed dry for the whole weekend but the clear skies did bring some real cool temperatures at night.

The weekend also brought out the debut of our Kitchen detachment run by Mess Sgt. Walt Sowinski. His crew consisted of Dave Curtin, Butch Clopton, Chuck Eatmon, Jaime Layman, and Neil Trivette. Our friend Ron kept a watchful eye on the detachment and handled the pig, but it became obvious the detachment is ready to take off on its own. All the cooking was done on World War II field kitchen equipment, including gasoline fueled field ovens and immersion heaters. With the leftover Hobo steaks from Friday night, they put together a cabbage soup that they loaded into a marmite can and brought over to the range so everyone could have a hot lunch between firing relays. It will be remembered as a warmth that lasted well after the eating was complete. Dave Curtin mentioned that this was a culmination of 10 years work and collecting to see the field kitchen put into operation. Great job to all of you.

The weekend also brought out a new level of trail riding for our friends in IR226. Papi had trailered up his Kubelwagen again, as he had last year, and he was anxious to do some trail riding. We had my $\frac{3}{4}$ ton Dodge weapons carrier, and Anthony Dawkins had gotten Todd Hogan's weapons carrier up and running and out for the weekend.

With my Dodge in the lead and Anthony as navigator we announced that we were heading out Saturday night. What started out as a few brave souls soon became a growing crowd packing into the vehicles. As we pulled out I noticed the Kubelwagen, which comfortably seats four, had seven people piled on. In the dark I really couldn't tell how many had packed into the back of my weapons carrier but I could feel the load was substantial. Clint Yarbrough was driving the other WC and he had an equal load in that one.

We started out on the usual gravel roads that lead back behind the ranges. Then we started to hit some of the steeper hills and small streams. When we came to the left turn that we took out to the POW camp last spring, Anthony directed me to continue on straight. At that point I knew we were in for an adventure that didn't leave much room for turning back.

Soon we were headed for Purgatory Hill. When we got to the creek at the bottom I noticed that the heavy rains of the past few weeks had raised the water level higher than I had seen it in the past, which was about a foot or so. As we got to the far side of the creek it was obvious that the water was high but the WC plowed through it and worked its way up the hill. We climbed to level ground to make room for the other vehicles to make their climb unimpeded. Once all got to the top, Papi told us he knew he was experiencing something new when his headlights disappeared under the water of the creek, but his Kubelwagen churned on through and up the hill.

At this point we realized we better take the easier trails to work our way back to camp. Unfortunately it has been a couple of years since we've been back in this area and what use to be the easy trail proved to be anything but.

We hadn't gone more than 30 yards when we came upon a number of trees blocking the trail. The first was laying on about a 45-degree angle over the trail. With some careful maneuvering we able to get under that one, but the next, about 18-inch diameter, had us blocked. We surveyed the area along side the trail and decided that with some selective trimming we could create a by-pass. Out came the pioneer tools (axes) from the trucks. Under the glaring beams of a few GI flashlights a path was cleared.

Once we got past that obstacle we discovered that what use to be a vehicle trail had now become an overgrown ATV path. Needless to say it started to get a little un-nerving to drive down a path that was 3-feet wide in a vehicle that is 6-feet wide and not being able to see more then a couple of feet ahead, in the dark.

Soon we came to another area that was blocked by down trees and was so dense you couldn't see to the other side. Again we got out the pioneer tools and made a new trail; this one requiring guides to get around some of the trees and stumps.

Finally it seemed that we were getting to some easier terrain, though it was still heavily overgrown. The shouts from the back of the truck let me know that the other vehicles were no longer behind us. Walking back along the trail lead us to the other WC and a broken down Kubelwagen. It was discovered that apparently the less then smooth trail had stirred up some debris in the Papi's fuel tank and clogged the filter. After he finally got it running, Papi found he couldn't drive more than a few yards before it would clog again. At that point it was decided to tow the Kubelwagen with the WC that Clint was driving. We shifted some of the passengers to lighten the load on those two vehicles.

We eventually made it out to the paved road that would take us back to camp. Feeling quite confident that we would conclude the ride without any further incidents, I picked up the pace. Soon the shouts from the back let me know we had lost the other vehicles again.

There was a nice wide shoulder on both side of the road so I decided to make a wide swing to make a u-turn to find the other vehicles. As I pulled as far off the road as I could the wheels sunk deep into the mud, with the truck on a steep angle and almost against the bank along side the shoulder. I started to back up but the truck just settled tighter against the bank. I asked everyone to get out of the truck to lighten the load, put it in four wheel, and backed on out and into the road. At this point I looked in amazement at the crowd that had just gotten out of the truck. There were fourteen people standing there. For those not familiar with the $\frac{3}{4}$ ton weapons carrier, it comfortably sits eight, and that includes the driver.

We were close enough to camp that the majority of my passengers decided to start walking back while we went to rescue the others. We found that the Kubelwagen was now running but the other weapons carrier had died. We hooked a tow-line onto the WC and stopping one last time to pick up those that had started walking, finally made it back to camp.

The live fire shoot had gone fairly smooth on Saturday. The gusting high winds did make for a busy day for those scoring the targets and frustrating for the shooters as the targets flapped in the wind, and on occasion literally blow off the target stand.

We had planned to hold another team competition on Sunday as we had last year. There were a couple of teams that had signed up on Saturday for the competition but when Sunday morning rolled around they had lost interest. There was a lot of interest in using the shorter range #3 for sub-guns, pistols and the semi-auto M1919A4, so we contacted Range Control and received permission to cancel Range #4 and open Range #3. Everyone that stayed around seem to have a good time on the shorter range so we will look at reserving that for Sunday next year. Also Mike Landree of IR226 came up with the excellent idea that next year before the match on Saturday, we can form two man teams. After the shoot we will total the scores and announce the team competition winners. This way we only fire the one match, and have Sunday open for the informal shoot on the shorter range.

Thanks to all those that came out for the weekend and thanks to the kitchen detachment for the great job they did and a special thanks to Anthony Dawkins for helping to get the field oven burners operational and checked out. See you all next year.

MEDAL OF HONOR RECIPIENTS

from the 30th Infantry Division

contributed by
Brett Bondurant

3rd in Series

BOLDEN, PAUL L.

Rank and organization: Staff Sergeant, U.S. Army, Company I, 120th Infantry, 30th infantry Division.

Place and date: Petit-Coo, Belgium, 23 December 1944.

Entered service at: Madison, Ala.

Birth: Hobbes Island, Iowa.

G.O. No.: 73, 30 August 1945.

Citation:

He voluntarily attacked a formidable enemy strong point in Petit-Coo, Belgium, on 23 December, 1944, when his company was pinned down by extremely heavy automatic and small-arms fire coming from a house 200 yards to the front. Mortar and tank artillery shells pounded the unit, when S/Sgt. Bolden and a comrade, on their own initiative, moved forward into a hail of bullets to eliminate the ever-increasing fire from the German position. Crawling ahead to close with what they knew was a powerfully armed, vastly superior force, the pair reached the house and took up assault positions, S/Sgt. Bolden under a window, his comrade across the street where he could deliver covering fire. In rapid succession, S/Sgt. Bolden hurled a fragmentation grenade and a white phosphorous grenade into the building; and then, fully realizing that he faced tremendous odds, rushed to the door, threw it open and fired into 35 SS troopers who were trying to reorganize themselves after the havoc wrought by the grenades. Twenty Germans died under fire of his sub-machinegun before he was struck in the shoulder, chest, and stomach by part of a burst which killed his comrade across the street. He withdrew from the house, waiting for the surviving Germans to come out and surrender. When none appeared in the doorway, he summoned his ebbing strength, overcame the extreme pain he suffered and boldly walked back into the house, firing as he went. He had killed the remaining 15 enemy soldiers when his ammunition ran out. S/Sgt. Bolden's heroic advance against great odds, his fearless assault, and his magnificent display of courage in reentering the building where he had been severely wounded cleared the path for his company and insured the success of its mission.

A Tale of Two Air Shows

By Don Shupe

As part of the OHA's busy fall schedule, we set up displays at two different air shows. The first was at the Chesterfield, VA county airport the weekend after the Butner Shoot. The second was down at the Celebrate Freedom Festival in Camden, SC., on the weekend of November 5/7.

Dave Curtin was our Point of Contact for the Chesterfield, VA event. This was their first air show in a number of years and the lack of organization became apparent during the planning stages of the event. Dave did a great job of keeping up with them and if he couldn't get results over the phone or by email, he would drive up there and meet with them personally.

After a lot of frustration in dealing with the organizers, a plan finally did come together in the last few days before the event and we put together a nice display. We set up the M1942 Command tent and decked it out with period maps. The pyramid tent was set up as a HQ tent with field desks, field phones, and a switchboard. We also had a small wall tent with two cots and a half dozen dog tents. Outside the tents we set up display material consisting of SCR-284, SCR-694, SCR-300, SCR-510, and SCR-625 radios, M2 flamethrower, M1 bazooka, M2 60mm mortar, M2 .50 cal machinegun, M1917A1 .30 cal machinegun, M1 carbine, '03 Springfield, and M1 Garand with a variety of rifle grenades, and a field inspection in front of one of the dog tents. Dave also brought out a beautifully restored jeep to add to the display and we had the 1-ton trailer that was used to haul up the tents.

We got all the tents set up Friday evening and Walt Sowinski volunteered to pull security for the night. Brent Andrews who showed up at the airport after the rest of us had departed for Dave's house joined him. Unfortunately for the two of them, the weather turned quite cool that night. For those of us who spent the night at Dave's it was cool. For Walt and Brent it was frigging freezing. We found them Saturday morning dressed in about every piece of clothing they had with them.

Once the sun got higher it turned into a beautiful day. There was a great turnout for the air show and we had a good crowd come through the display. We got to meet new member Mike Kloppenburg for the first time as we finally had an event in his area. Well the sun must have put Walt in a state of euphoria as he volunteered for security detail again Saturday night. This time Brent passed but Mike stepped in and took his place. So after dinner at the local BBQ we dropped Walt and Mike off at the airport and returned to Dave's for an evening of BS'ing and watching "Saving Private Ryan".

We woke Sunday morning to the sound of a soft cold rain. Arriving at the airport we found Walt and Mike doing their best to keep the display items dry or should I say, "less wet." The command tent, has numerous holes in it and while setting it up Friday, a small tear in the roof had become a large rip about 14" long. Needless to say, the rain was flowing just as much inside the tent as outside, soaking the maps and literally filling a map case with water. All the outside display items had been moved into the pyramid tent Saturday after the show, but to say the tent really isn't waterproof would be an understatement. Add to that the fact that the ground was really flat and already saturated from heavy rains earlier and we have a wet display.

We checked in with the organizers and they showed us on the radar that the trailing edge of the rain was almost past, the forecast was for it to clear out by noon and the show would go on as planned. By 4 o'clock that afternoon the ceiling had never gotten higher than 600 feet and air show was cancelled. Besides the planes sitting on the tarmac, we were really the only show they had and we had everything crowded into the tents trying to dry things out. We didn't present much of a display but did what we could under the circumstances.

Of course we ended up having to pack up the tents while they were still wet. This meant they had to be unpacked and dried out before damage set in. Thanks to Anthony Dawkins and Jim Higgins for lending a hand and getting this done so that the tents would be ready for the Warren County reenactment the following weekend.

I would like to add a special thanks to Dave Curtin for his dedication to seeing this event through and his hospitality, putting us up for the weekend. Thanks also to Brent Andrews, Brett Bondurant, Anthony Dawkins, Mike Kloppenburg and Neil Trivette for helping out with this event.

For those that attended last year's Celebrate Freedom Festival in Camden, SC, the Chesterfield event was a grim reminder. Cold and wet. This year was the complete opposite with cloudless skies for three straight days. But remember, we are talking about South Carolina. The days were sunny and warm but the nights were down right cold.

On Friday we set up the pyramid tent and the GP medium. After Chesterfield, the '42 Command tent is out of action until we can get it repaired. Most of us slept in the GP medium for the whole weekend while a few less adventurous souls got hotel rooms. Relatively speaking we had it pretty good, with cots, sleeping bags, and blankets; and still we complained about how cold it was. I couldn't help but think how miserable it was over in Europe in November of '44 and how those guys would have thought they were in heaven if they had what we had.

We had approached the display for this event somewhat wearily as this was our fourth weekend event in a row. Most of the material hadn't been unloaded from Chesterfield as it would just have to be loaded back up for Camden. We did bring out the 30th ID historical display. That being a given, being so close to Fort Jackson. There was new addition to the display, which had been delivered after Chesterfield, an M1 81mm mortar. I had purchased it hoping to use it for the whole string of fall events but unfortunately it only made it to the last one.

On Saturday, the feature act of the air show was the U.S. Air Force Thunderbirds. The organizers predicted a crowd of around 100,000 for that day and we were kept busy all day long. Sunday proved to be a much slower day as the Thunderbirds only performed on Saturday.

There was an incident that occurred down at this event. When we returned from dinner Saturday night, it was discovered that two of our rifles were missing. For legal reasons I can't go into details at this time, but within a couple of days, the rifles were returned to their owner.

The main reason I am bringing this up is let everyone know how lucky we have been that over all the years that we have been doing this we have never had anything stolen. When this happened, we actually had someone as security in the tent, but one person can't be expected to be able to watch everything all the time. For future events there will be security measures put in place to make sure nothing like this happens again but as is always the case, it will mean more work on our part to prevent low-lives like this person is, from ruining for what we have worked so hard.

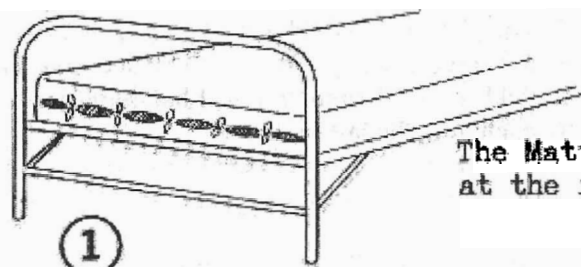
Other than this one incident it was a great event. Talking to the organizers, next years could be even better. Next year, Veteran's Day will be on Friday. They are talking about trying to get all the living history people down to Camden on Thursday and then participating in the Veteran's Day parade in Columbia, SC, on Friday. This is one of the largest Veteran's Day parades in the nation. There is also the possibility that we will form up a company kitchen and provide meals for all the living history participants under the direction of Mess Sgt. Sowinski. So mark that down on your calendar for next year; November 10/13, 2005.

Thanks also to the OHA participants at this event: Brent Andrews, Brett Bondurant, Mark Burfete, Butch Clifton, Bob Guerrin, Pat Lancaster, Robbie Lamb, Mike Owens, Walt Sowinski, and Neil Trivette.

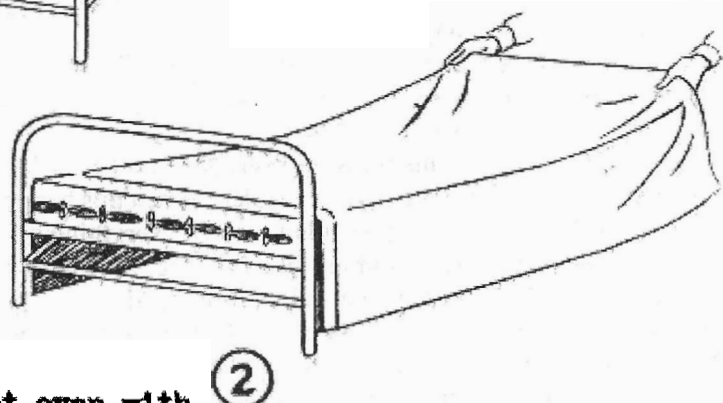


Photo by Mike Owens



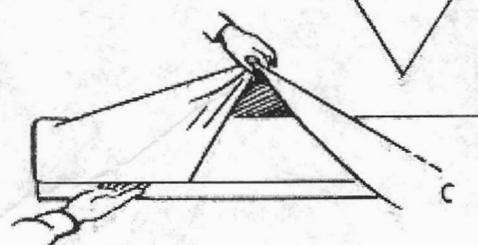
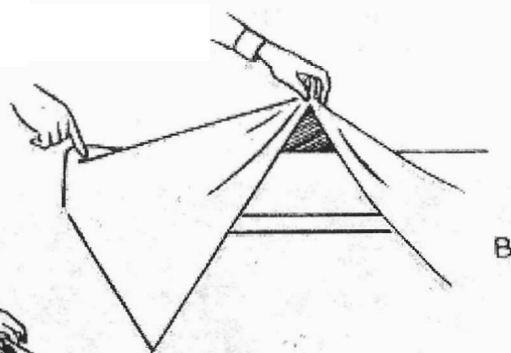

THE *Correct Way* TO MAKE YOUR BUNK



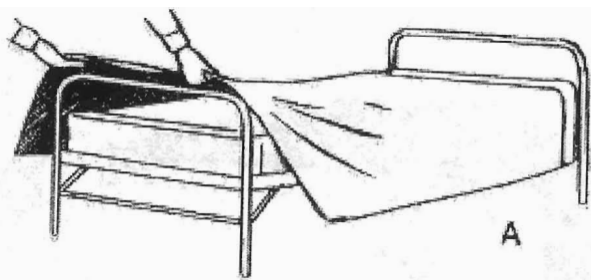
The Mattress Cover is tied at the foot.



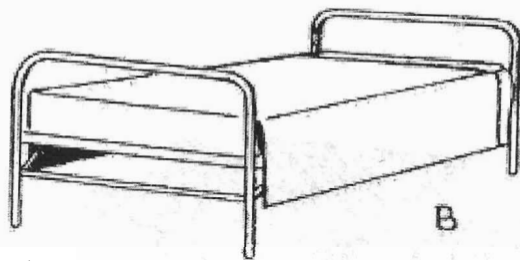
Full bottom sheet even with foot of mattress and tuck under at head.



- ③ **Fold corners:** (a.) Hold sheet 16 inches from head of bunk. (b.) Place one finger on top of corner lifting sheet up with other hand. (c.) Tuck lower drape under mattress. (d.) Hold corner in place and bring sheet over. (e.) Tuck under.

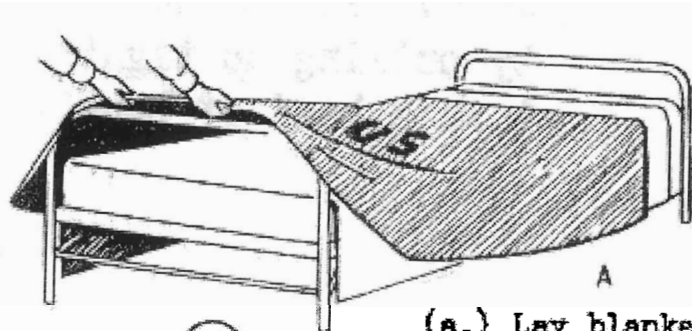


A

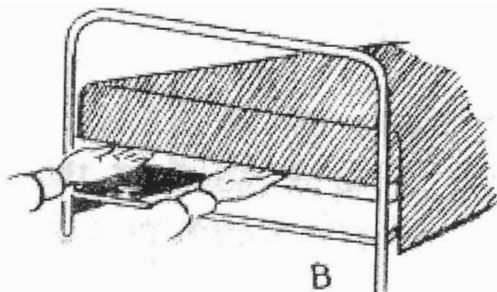


B

- ④ Top sheet is placed over bottom sheet, wide seam at head, even with top of mattress and tucked under at the foot.



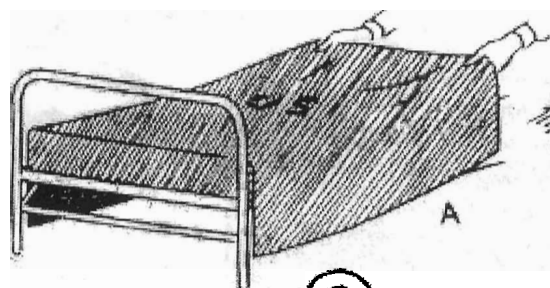
A



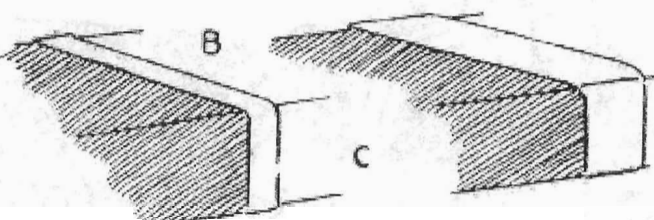
B

⑤

- (a.) Lay blanket on top, U.S. Insignia facing inspecting officer. Leave 6 inches between top edge of blanket and sheet. (b.) Fold under same way as sheet.



A

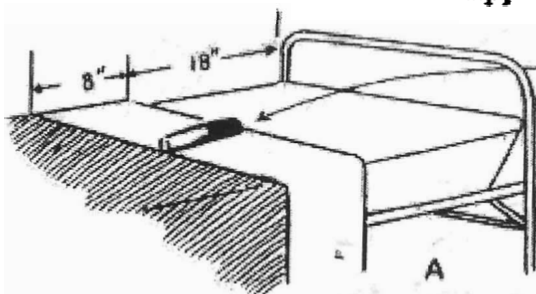


B

C

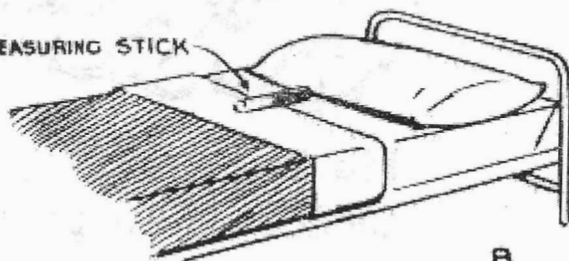
⑥

- (a.) Stretch blanket to inner edge of seam. (b.) Fold seam over blanket. (c.) Fold both sheet and blanket over approximately four inches.



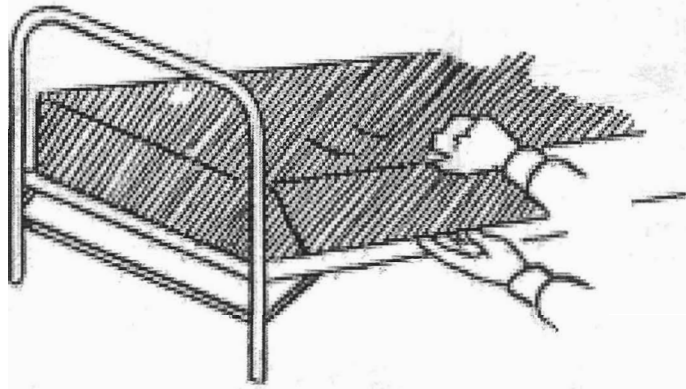
A

MEASURING STICK

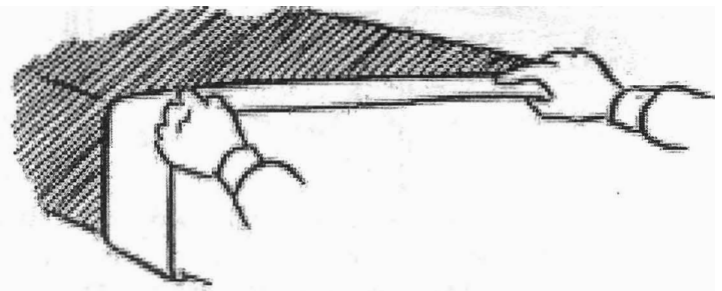


B

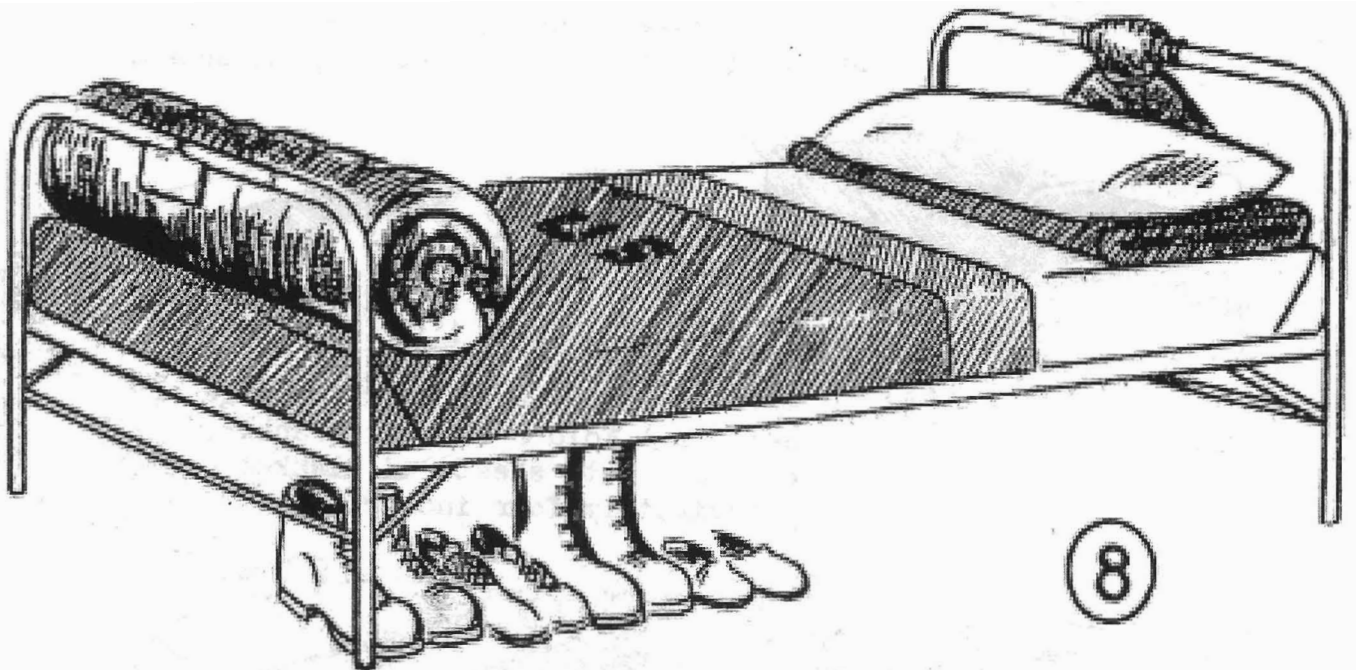
- ⑦ (a.) Fold over again leaving 18 inches from fold to head of mattress. Fold is 8 inches wide, 4 inches from pillow to fold. (b.) Fold corners same as sheets. Grasp sheet and cover and fold both completely under mattress.



Tighten by pulling
one side & taking up
the slack underneath.

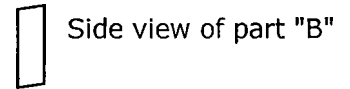
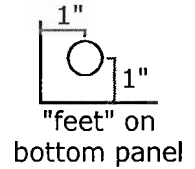
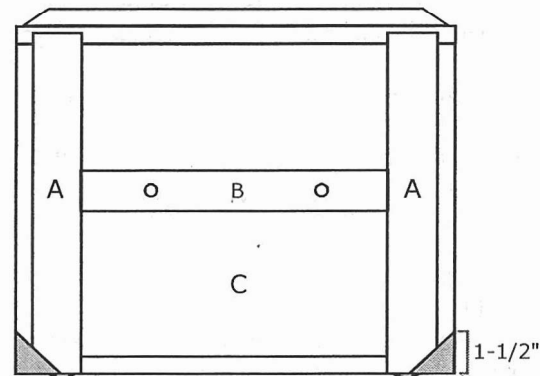
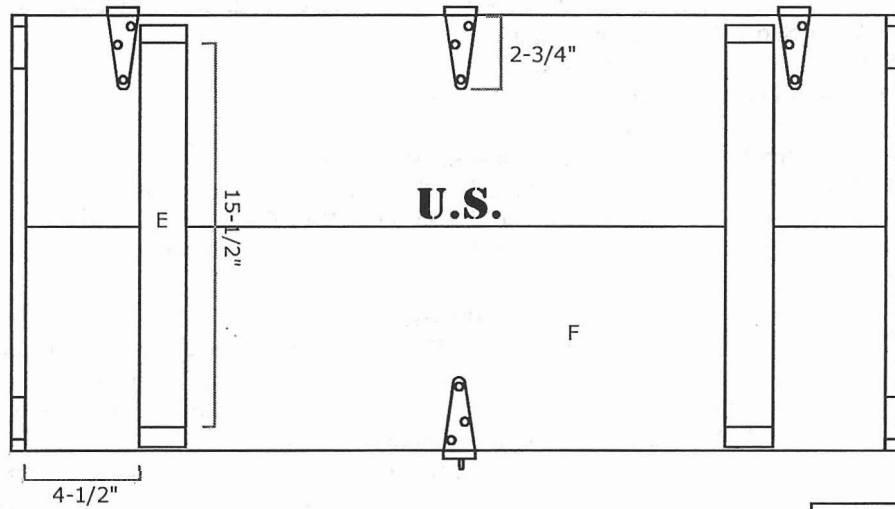
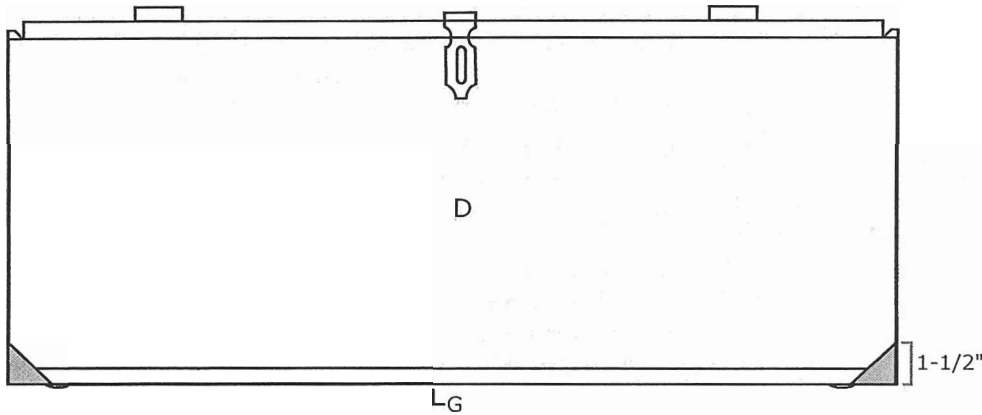


Remove all wrinkles
by pulling up tight
toward head of bunk.



Tie Tag & Duffle-bag as
indicated in picture above.
Shoes laced and tied and in
line. Comforter rolled.

PLANS FOR
DAL-TEX SCREEN & COMPANY FOOTLOCKER
 CIRCA 1943



Wood part "H" is the shelf for the tray. It is secured by the split rivets going thru part "B". It is set 4-15/16" from the top edge of part "C".

Wood Required:

- A - 4 ea - 5/8" x 1-7/8" x 12-13/16"
- B - 2 ea - 11-5/16" x 2" x 5/8"
- C - 2 ea - 15-1/8" x 11-15/16" x 5/8"
- D - 2 ea - 11-15/16" x 5/8" x 33-1/2"
- E - 2 ea - 16-1/2" x 5/8" x 1-7/8"
- F - 1 ea - 16-3/8" x 32-1/4" x 5/8"
- G - 1 ea - 16-3/8" x 32-1/4" x 5/8"
- H - 2 ea - 13/16" x 5/8" x 12-3/4"

Hardware:

- 4 - split rivets for side handles
- 25 - split rivets for hinges & lock clasp
- 4 - split rivets with hemisphere heads ("feet" for bottom)

Notes:

- Bottom corners are cut off 1-1/2" from point of corner - do this after assembly
- Top & Bottom panels are made from 2 pieces each.
- "feet" on bottom are set 1" from each corner of bottom panel
- Measurements are based off an original. These have not been tested by making a reproduction!
- Drawings are NOT to scale

UNIT NEWS

From the Newsletter Editor:

I would like to offer my apologies to the members of the OHA for the late newsletters you have all experienced this year. I believe this is the third in a row that has been more than two weeks late. My only excuse is that I have been dealing with a number of family and personal problems this year. It looks like there will be some major changes in the next month or two and after that I will be able to get back on track for giving you the best newsletter and an on time newsletter.

Thanks for your understanding
— Don Shupe

Change in the Board of Directors

Upon returning from the Chesterfield, VA Air Show, I received a letter addressed to the Board of Directors from Anthony Dawkins. Anthony has resigned from the Board of Directors and from the OHA. He stated as his reason for this decision as a lack of enthusiasm for participating in our current activities and the need for more time to work on projects such as restoring his 2 1/2 ton CCKW and his half-track.

The Board as accepted his resignation from the Board but will honor his membership for the duration of the current membership year.

According to the By-Laws of the OHA, if a Board member resigns, the remaining members can appoint a new Board member. This being the case, the Board asked Mike Owens to step into this position. Mike was already serving as secretary and will continue in that position as well as being on the Board.

So Anthony, thanks for your time and service and there will always be a place for you in the OHA whenever you are ready to return.

Mike, get ready for work!

Ft. Indiantown Gap Registrations are Due

Speaking of Mike getting to work, as he did last year he is handling the OHA registrations for the Fort Indiantown Gap reenactment in January. Just about everyone gets this information through email but for those who haven't seen it, here is a copy of the email Mike sent out. If someone needs a registration form, contact Mike or Clint Yarbrough.

Registration forms: [www.http://ww.wwiifederation.org](http://www.wwiifederation.org)

Co K / US Infantry

Meal Option B (If you want to use the Co K messhall)

Make Checks out to: Federation / \$45.00

Send to: Mike Owens

109 Covewood Ct Cary, NC 27513

919 - 380-1771

Note: I need to have all registration to the Federation by 07Dec04. So, I need them from you no later than 29Nov04.

If you want to go ahead and mail your Mess Hall \$'s along with your FIG Registration then below is the specific detail

Company K intends to operate a W.W.II era mess hall at the 2005 Indiantown Gap event from Thursday, 27 January to Saturday, 29 January 2005.

Meal schedule:

Thursday: Dinner

Friday: Breakfast, Dinner

Saturday: Breakfast, Dinner

The Ft Indiantown Gap fee of \$206 required to operate the mess hall is paid by the surcharge. The cost per meal only covers the food and condiments.

Price per meal: \$5

Surcharge: \$3 per man

Fee examples:

All 5 meals: 5 meals x \$5 per meal + \$3 surcharge = \$28

Two meals: 2 meals x \$5 per meal + \$3 surcharge = \$13

Make checks payable to: COMBAT CATERERS

Mail checks to Mike Owens by Friday, 07January2005

Suggestion from the Field

Before the Celebrate Freedom Festival, I had to do a lot of cramming to learn what I could about the M1 81mm mortar. In fact I brought the manual down with me so I could look things up if there were questions about it.

Once we got the display set up, different members of the OHA would ask me about the 81mm. Others would ask about some of the radios we had set up so they would be informed enough to relate that information to the public as they came through the display.

Butch Clopton asked if there wasn't some way that he could learn about the different display items and I replied to him that these were typically things that we presented at the spring Butner training weekend.

He came up with the excellent point that a small percentage of our members attend that event and it would be nice if everyone could see or hear about them. "Why not put a piece in each newsletter," he said.

With that in mind. Starting with the next newsletter, I will put in a piece about one of the items we typically use for a display or if the subject can cover a group of items we will do that. It will be a fact sheet and will be a separate sheet. This way you can put this sheet in a notebook or folder and be able to keep it separate from the rest of the newsletter which you will still be able to use to line the litter box.

I will also be asking different members to research an item and come up with the fact sheet.

This is a great example of how a simple suggestion can help improve the OHA. Thanks Butch.

Some Scenes from Celebrate Freedom




Photo by Brent Andrews



Photo by Brent Andrews




Photo by Mike Owens




Photo by Mike Owens



Photo by Brent Andrews





Photo by Mike Owens

For Sale

Old Hickory Association Items:

Grey T-Shirt w/ OHA logo, S-XL \$10, XXL \$12.50
Golf Shirt, White or Grey, w/ OHA, S-XL \$22.50, XXL \$25.00
Grey Sweatshirt w/ OHA logo, S-XL \$18, XXL \$20.00
Ball Cap, Grey body w/ blue bill w/ OHA logo, \$11.00
Prices do not include shipping.

Contact Brett Bondurant
919-431-0984,
bbondo@bellsouth.net



Reproduction Items:

World War II Reproduction Rations
Complete reproduction of WW2 K ration, C ration, and D bars, as well as other accessories such as Foot Powder, Charms, PK gum, fuel tablets, batteries, and more. Catalog available.
www.angelfire.com/nc/stug
Todd Hogan, 224 S. Melville Street, Graham, NC 27253
Email: thogan@triad.rr.com

World War II Impressions

U.S. Army uniforms and accessories. Catalog available.
7165 Adwen Street, Downey, CA, 90241
Fax and Phone: (562) 927-6922 Email: WWIIMPRESSIONS@MSN.COM

What Price Glory

Reproduction uniforms and accessories.
238-A Commission Street
Salinas CA 93901
Toll Free Order Line: 888-431-2351
Inquiry Line: 831-754-2351 <http://www.whatpriceglory.com/usunif.htm>

Rifles for Sale

M1891/30 Mosin Nagant, mfg. 1938, w/ sling and bayonet - \$150
M1944 Mosin Nagant, mfg. 1946, w/ sling and folding bayonet - \$200
Type 99 Jap short rifle, Tokyo, Chrome bore, mum ground - \$100
All three pre-import stamp. North Carolina residents only or FFL
Contact Don Shupe

Upcoming Events

January 1/2, 2005

Raleigh Militaria Show
State Fairgrounds,
Raleigh, NC

St. Louis, Missouri

Sept. ?, 2005

Butner Live Fire Shoot
TBD

January 25/30, 2005

Battle of the Bulge
Ft. Indiantown Gap,
PA.

October 15/16, 2005

Chesterfield, VA Air
show

March/April 2005

Butner Training Week-
end
Date to be determined

Buck Springs

Reenactment
TBD

March/April 2005

Tar Heel Chapter Re-
union
Raleigh, NC
Date to be determined

November 11/13, 2005

Celebrate Freedom
Camden, SC

May 30, 2005

Salute to 30th ID
Old Capital Grounds
Raleigh, NC

July 4, 2005

Fourth of July Display
TBD

August 31-Sept 3, 2005

30th IDA National Re-
union

The Old Hickory Chronicle is the newsletter of The Old Hickory Association. It is published 6 times a year in January, March, May, July, September and November. Articles are contributed by members of the Association and submissions are always welcome.
Contacts for the Old Hickory Association:

Board of Directors

Brett Bondurant—Sgt. Of Arms
919-431-0984, bondol@nc.rr.com
Anthony Dawkins — Quartermaster
919-575-4622

Jim Higgins — Treasurer
919-847-7420, higginsboats@yahoo.com
Don Shupe — President
919-467-3119, shupeda@msn.com
Clint Yarbrough—Vice President
336-299-1981, 42wc21@bellsouth.net

Secretary — Mike Owens

919-380-1771, Garand7449@AOL.COM
Reenactments and recruiting: Clint Yarbrough
Marksmanship: Jim Higgins
Displays, 30th ID History, newsletter editor: Don Shupe
Drill and Ceremony: Mark Burfete, 828-863-2253, email: mrburfete@alltel.net
OHA website: <http://www.oldhickoryassociation.org>
Email: TheOHA@msn.com
Mailing address: The Old Hickory Association
414 Cary Pines Drive
Cary, NC, 27513